

# Instrucciones de montaje

## MEDIA CARGA



MONTAJE  
CON TORNILLOS




USO DE GANTES



USO DE LLAVE



MARTILLO  
DE NYLON




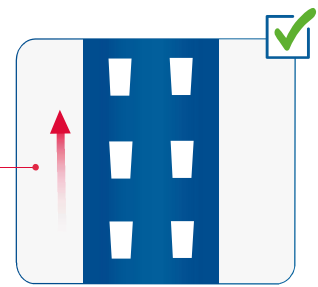

estanterías  
**JOMASI**

 [www.esteriasjomasi.com](http://www.esteriasjomasi.com)

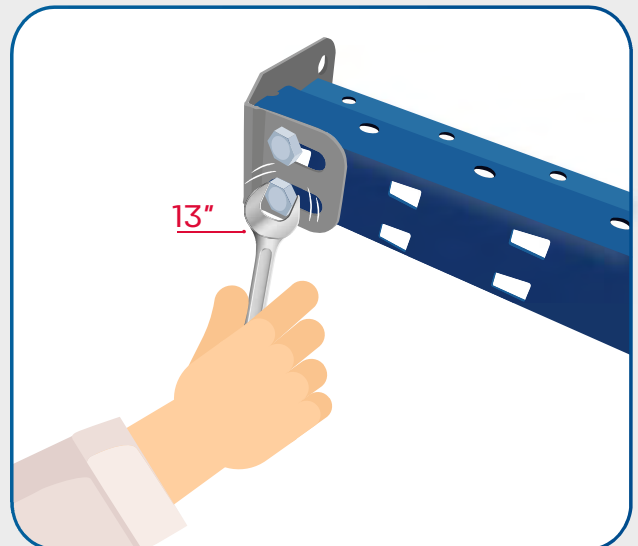
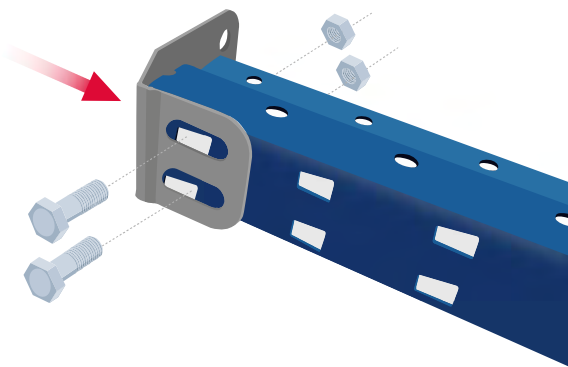
 **(+34) 976 504 103**

# ▶ Pasos a seguir

1.

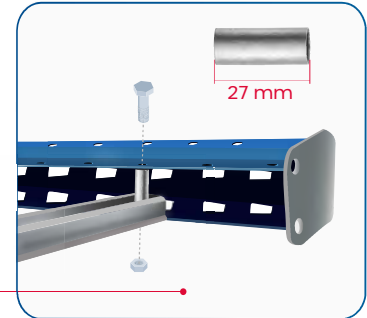



2.





# ▶ Pasos a seguir

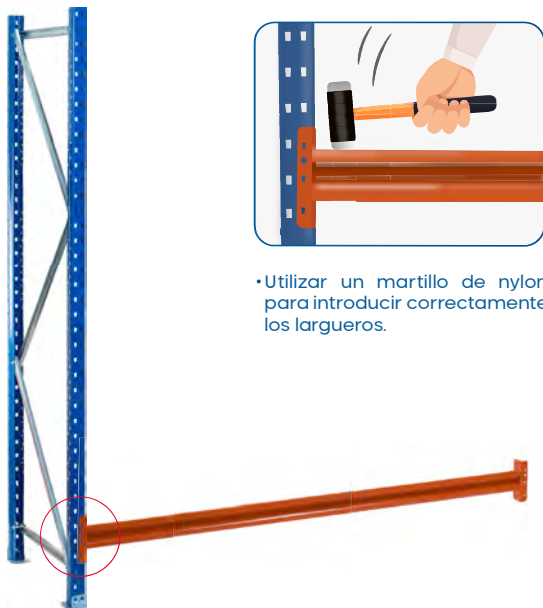
3.



4.



5.



• Utilizar un martillo de nylon para introducir correctamente los largueros.

6.



• Introducir los pernos de seguridad en el agujero circular de la parte interior del larguero para evitar posibles accidentes.

7.



8.



9.



10.



# MEDIA CARGA

